


# TOP CASE SH39

OWNER'S MANUAL




4 kg


120 km/h

8,8 lbs

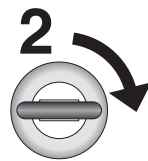

75 MpH




## OPEN



## CLOSED



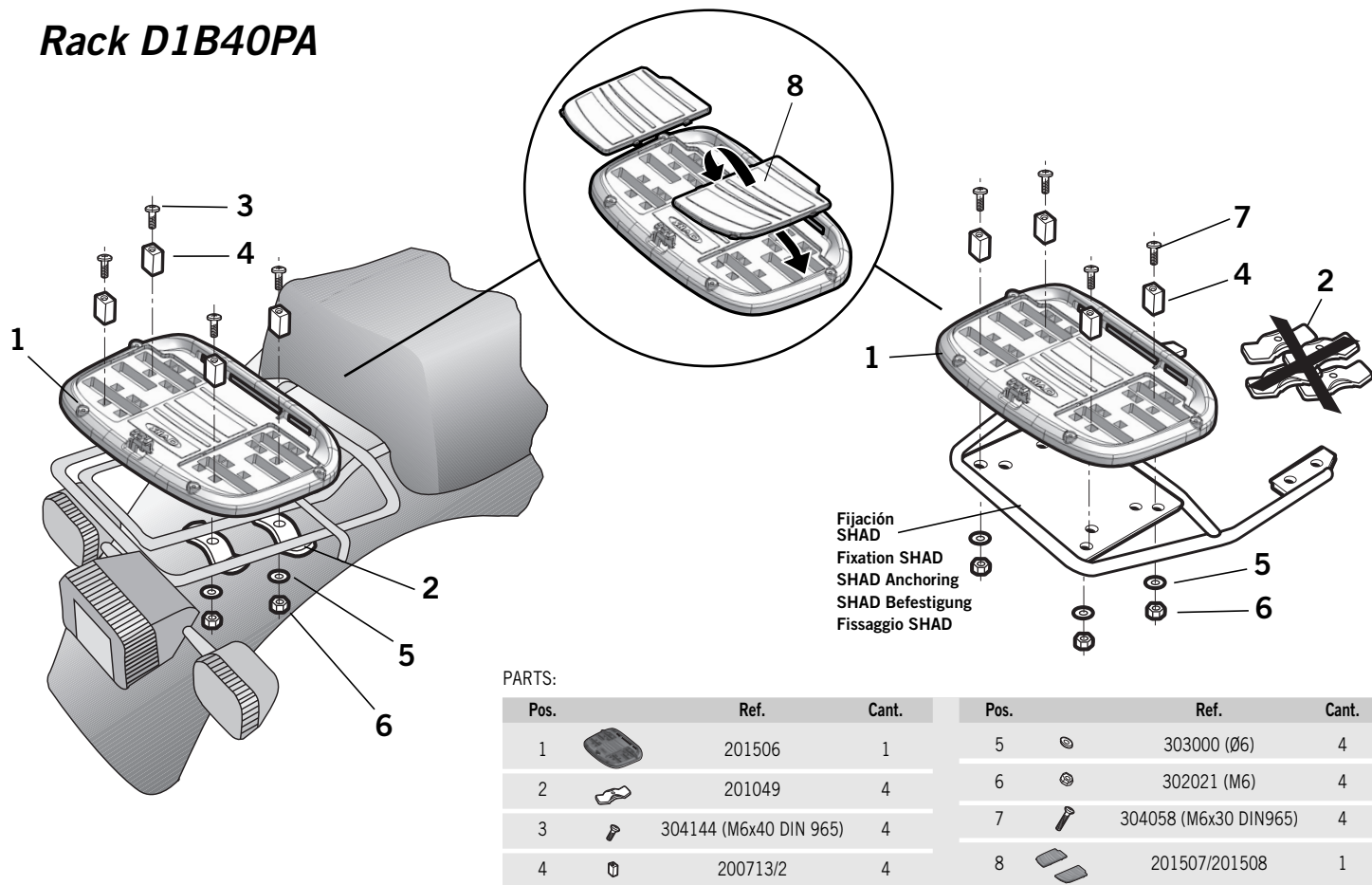
## RELEASE



**SHAD**

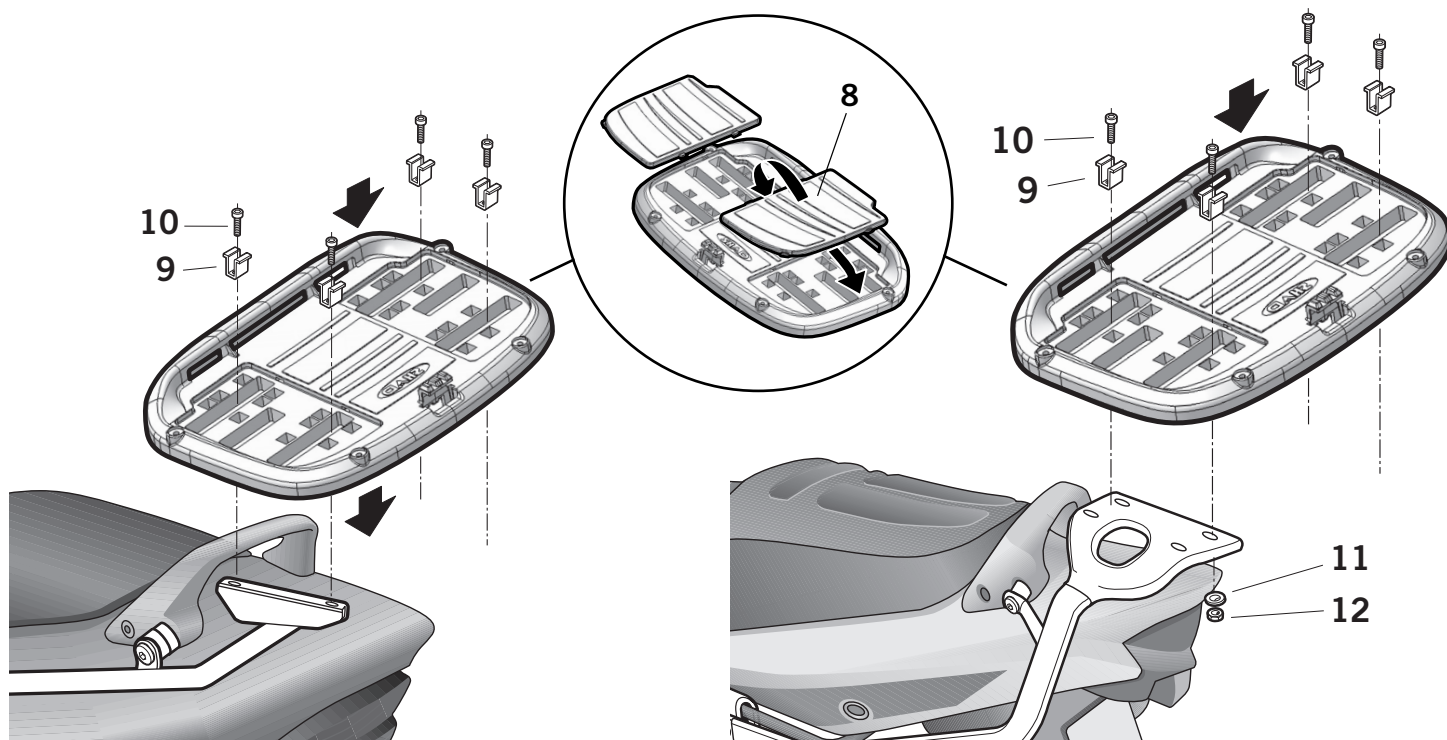
# TOP CASE SH39

## Rack D1B40PA



PARTS:

Pos.	Ref.	Cant.	Pos.	Ref.	Cant.
1	201506	1	5	303000 (Ø6)	4
2	201049	4	6	302021 (M6)	4
3	304144 (M6x40 DIN 965)	4	7	304058 (M6x30 DIN965)	4
4	200713/2	4	8	201507/201508	1



PARTS:

Pos.	Ref.	Cant.
9	201504 *	4
10	304074 (M8x20 912) **	4
11	303020 (Ø8) **	4
12	302024 (M8) **	4

**(GB) Note:** Consult accessories with your distributor.  
 (\*) It can only be used on the Top or Full master.  
 (\*\*) Included in the specific support.

**(E) Nota:** Consulte accesorios con su distribuidor.  
 (\*) Solo se utilizará sobre el Top y Full Master.  
 (\*\*) Incluidos en el soporte específico.

**(F) Remarque:** Consultez les accessoires avec votre distributeur.  
 (\*) Seulement on pourrait l'utiliser sur le top et le full master.  
 (\*\*) Inclus dans le support spécifique.

**(D) Anmerkung:** Auslieferer zu dem Zubehör befragen.  
 (\*) Wird nur im Top und Full Master verwendet.  
 (\*\*) Im spezifischen Halter enthalten.

**(I) Nota:** Consulti gli accessori con il suo rivenditore.  
 (\*) Solo si utilizzerà sul Top e Full Master.  
 (\*\*) Inclusi nel supporto specifico.